



HEIMS Production Release Notes

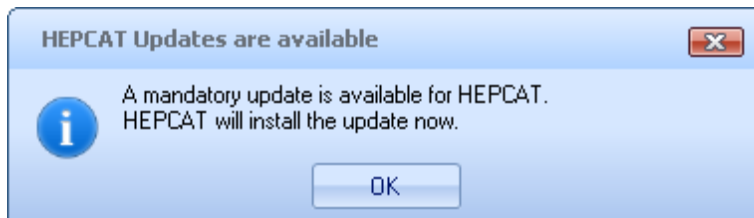
**HEPCAT application version 4.0.0.0006 (database version 4.0.0.0011):
27 May 2009**

What's new in the HEPCAT Patch update

- Fix system logic implemented for Enrolment validation 3068.

Installing Patch

You do not need to reinstall a whole new version of HEPCAT to receive install this update. When you open HEPCAT you will receive the following message:



HEPCAT will then apply the relevant updates and automatically close down.

NOTE: Please wait for approximately *five* minutes before restarting HEPCAT. This allows time for necessary files to finish copying to appropriate directories which is required for the latest updates to HEPCAT to be properly installed.

After this waiting period, you will just need to restart the application and the changes will be there.

NOTE: There is a small chance that you may need to restart the application more than once. This has been known to happen for some installations and has been notified to our developers. If it does occur, just continue to restart HEPCAT until the notification message (above) does not appear anymore.

**HEPCAT application version 4.0.0.0005 (database version 4.0.0.0010):
22 May 2009**

What's new in the HEPCAT Patch update

- Update Student Load Liability validation logic

Validation	Old Logic	New Logic
1304	If E490 (Student status code) in the	If E490 (Student status code) in the

Validation	Old Logic	New Logic
	file is 110, 111, 112 and E392 (Maximum student contribution indicator) is 0, then aggregated E384 (Total amount charged) at Unit of Study level, must be less than or equal to aggregated E339 (EFTSL) multiplied by HRACC value for YYYY; where YYYY is determined from the first 4 digits (Year code) in E489 (Unit Of Study Census date) for that record.	file is 110, 111, 112 and E392 (Maximum student contribution indicator) is 0, then aggregated E384 (Total amount charged) at Unit of Study level, must be less than or equal to (aggregated E339 (EFTSL) multiplied by HRACC value for YYYY) + 1; where YYYY is determined from the first 4 digits (Year code) in E489 (Unit Of Study Census date) for that record.
1703	If E490 (Student status code) in the file is 110, 111, 112 and E392 (Maximum student contribution indicator) is 1, then aggregated E384 (Total amount charged) must be less than or equal to aggregated E339 (EFTSL) times relevant ACCVAL, where the relevant ACCVAL is defined for each combination of YYYY and E464 (Discipline group code); YYYY is determined from the first 4 digits (Year code) in E489 (Unit of study census date) for that record.	If E490 (Student status code) in the file is 110, 111, 112 and E392 (Maximum student contribution indicator) is 1, then aggregated E384 (Total amount charged) must be less than or equal to (aggregated E339 (EFTSL) times relevant ACCVAL) + 1, where the relevant ACCVAL is defined for each combination of YYYY and E464 (Discipline group code); YYYY is determined from the first 4 digits (Year code) in E489 (Unit of study census date) for that record.
4025	If E490 (Student status code) in the file is 201, 202, 203, and E392 (Maximum student contribution indicator) is 1, 2 or 4, then E384 (Total amount charged) must be less than or equal to E339 (EFTSL) times relevant ACCVAL where the relevant ACCVAL is defined for each combination of YYYY and E464 (Discipline group code); YYYY is determined from the first 4 digits (Year code) in E489 (Unit of study census date) for that record.	If E490 (Student status code) in the file is 201, 202, 203, and E392 (Maximum student contribution indicator) is 1, 2 or 4, then aggregated E384 (Total amount charged) must be less than or equal to (aggregated E339 (EFTSL) times relevant ACCVAL) + 1, where the relevant ACCVAL is defined for each combination of YYYY and E464 (Discipline group code); YYYY is determined from the first 4 digits (Year code) in E489 (Unit of study census date) for that record.
7189	If E490 (Student status code) in the file is 201, 202, 203, and E392 (Maximum student contribution indicator) is 3, then aggregated E384 (Total amount charged) must be less than or equal to aggregated E339 (EFTSL) times relevant ACCVAL where the relevant ACCVAL is defined for each combination of YYYY and E464 (Discipline group code); YYYY is determined from the first 4 digits (Year code) in E489 (Unit of study census date) for that record.	If E490 (Student status code) in the file is 201, 202, 203, and E392 (Maximum student contribution indicator) is 3, then aggregated E384 (Total amount charged) must be less than or equal to (aggregated E339 (EFTSL) times relevant ACCVAL) + 1, where the relevant ACCVAL is defined for each combination of YYYY and E464 (Discipline group code); YYYY is determined from the first 4 digits (Year code) in E489 (Unit of study census date) for that record.
7374	If E490 (Student status code) in the file is 201, 202, 203, and E392 (Maximum student contribution indicator) is 5, then E384 (Total amount charged) must be less than	If E490 (Student status code) in the file is 201, 202, 203, and E392 (Maximum student contribution indicator) is 5, then aggregated E384 (Total amount charged) must

Validation	Old Logic	New Logic
	or equal to E339 (EFTSL) times relevant ACCVAL where the relevant ACCVAL is defined for each combination of YYYY and E464 (Discipline group code); YYYY is determined from the first 4 digits (Year code) in E489 (Unit of study census date) for that record.	be less than or equal to (aggregated E339 (EFTSL) times relevant ACCVAL) + 1, where the relevant ACCVAL is defined for each combination of YYYY and E464 (Discipline group code); YYYY is determined from the first 4 digits (Year code) in E489 (Unit of study census date) for that record.

- Update Student Enrolment validation logic

Validation	Old Logic	New Logic
5671	If the record in the CO or VCO (Course of Study) file with a matching value for E307 (Course Code) has a E310 (Course of Study Type Code) value of 08, 09, 10, 13, 20, 21, 22, 41 or 60, then all records in the EN or VEN (Enrolment) file with the same E313 (Student Id) and E307 (Course Code) must have the same value for E476 (Commencing location).	If the record in the CO or VCO (Course of Study) file with a matching value for E307 (Course Code) has a E310 (Course of Study Type Code) value of 08, 09, 10, 13, 20, 21, 22, 41 or 60, then all records in the EN or VEN (Enrolment) file with the same E313 (Student Id) and E307 (Course Code) must have the same value for E476 (Commencing location) if E476 (Commencing location) does not equal to 00001.
7391	If there is more than one record in the file matching on E313 (Student ID), then they must have the same value for E572 (Year left school).	If there is more than one record in the file matching on E313 (Student ID), then they must have the same value for E572 (Year left school) if E572 (Year left school) does not equal to 0000 or 0001.

- Update Staff Actual Casual validation logic – please note that the hover text has been correctly updated for this field (E415 in CA) but the data grid may still error out if correct values are entered. Please ignore the data grid errors if it contradicts the hover text.

Validation	Old Logic	New Logic
7460	E415 (Reporting Year Period) must be YYYYYP where YYYY is in range 2009 to 2099 and P = 1	E415 (Reporting Year Period) must be YYYYYP where YYYY is in range 2008 to 2099 and P = 1

- Update Staff Full Time Fractional Full Time validation logic

Validation	Old Logic	New Logic
1430	Duplicate records identified for FT file.	Duplicate record exists within a file submission where two records match on the following elements: E401 (Person ID), E505 (Appointment Term code), E507 (Current duties term code), E510 (Organisational Unit code), E511 (Work sector Code), E412 (Function Code), E415 (Reporting Period / Year), E446 (Variation Reason Code), and E408 (Current duties classification type, level and

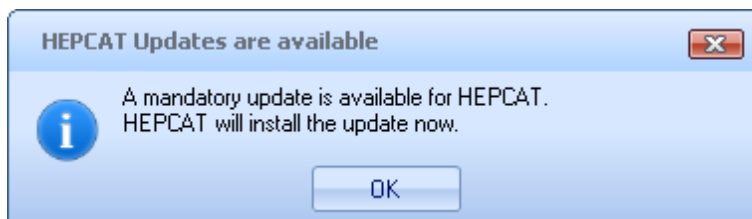
Validation	Old Logic	New Logic
		increment code).
7486	If there is more than one record in the file matching on E401 (Person ID) and E415 (Reporting Year / Period), then they must have the same values for: E348 (Spoken at Home Language Code); E501 (Highest Qualification); E502 (Place of Highest Qualification).	If there is more than one record in the file matching on E401 (Person ID) and E415 (Reporting Year / Period), and the value of E408 (Current duties classification) < 200, then they must have the same values for: E501 (Highest Qualification); E502 (Place of Highest Qualification).

- Introduce two new Staff Full Time Fractional Full Time validations

Validation	Error Type	Rule Name	Rule Description
7691	F	Different Staff details for the same Person ID at Reporting Year / Period	If there is more than one record in the file matching on E401 (Person ID) and E415 (Reporting Year / Period), and the value of E408 (Current duties classification) > or = 200, then they must have the same values for: E501 (Highest Qualification); E502 (Place of Highest Qualification).
7692	F	Different Staff details for the same Person ID at Reporting Year / Period	If there is more than one record in the file matching on E401 (Person ID) and E415 (Reporting Year / Period), then they must have the same value for: E348 (Spoken at Home Language Code).

Installing Patch

You do not need to reinstall a whole new version of HEPCAT to receive install this update. When you open HEPCAT you will receive the following message:



HEPCAT will then apply the relevant updates and automatically close down.

NOTE: Please wait for approximately *five* minutes before restarting HEPCAT. This allows time for necessary files to finish copying to appropriate directories which is required for the latest updates to HEPCAT to be properly installed.

After this waiting period, you will just need to restart the application and the changes will be there.

NOTE: There is a small chance that you may need to restart the application more than once. This has been known to happen for some installations and has been notified to our developers. If it does occur, just continue to restart HEPCAT until the notification message (above) does not appear anymore.

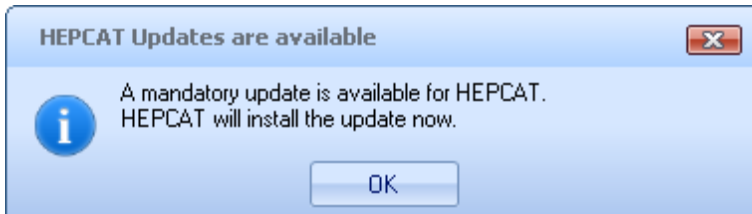
HEPCAT application version 4.0.0.0004 (database version 4.0.0.0007): 11 May 2009

What's new in the HEPCAT Patch update

- Fix problem with the generation of gender values in Student submission

Installing Patch

You do not need to reinstall a whole new version of HEPCAT to receive install this update. When you open HEPCAT you will receive the following message:



HEPCAT will then apply the relevant updates and automatically close down.

NOTE: Please wait for approximately *five* minutes before restarting HEPCAT. This allows time for necessary files to finish copying to appropriate directories which is required for the latest updates to HEPCAT to be properly installed.

After this waiting period, you will just need to restart the application and the changes will be there.

NOTE: There is a small chance that you may need to restart the application more than once. This has been known to happen for some installations and has been notified to our developers. If it does occur, just continue to restart HEPCAT until the notification message (above) does not appear anymore.

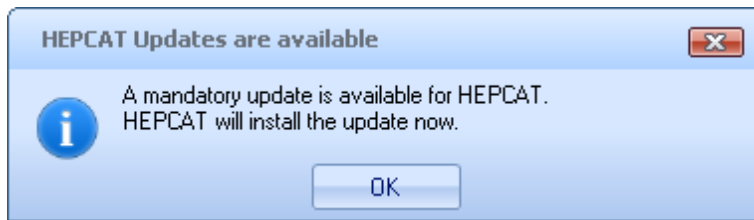
HEPCAT application version 4.0.0.0003 (database version 4.0.0.0007): 29 April 2009

What's new in the HEPCAT Patch update

- Deletion of validation 7510 from the Load and Liability file to ignore any value (null or not null) that has been supplied for E390 if Census data is after 2008
- Enrolment validation 3028 switched back to Warning from Fatal.

Installing Patch

You do not need to reinstall a whole new version of HEPCAT to receive install this update. When you open HEPCAT you will receive the following message:



HEPCAT will then apply the relevant updates and automatically close down.

NOTE: Please wait for approximately *five* minutes before restarting HEPCAT. This allows time for necessary files to finish copying to appropriate directories which is required for the latest updates to HEPCAT to be properly installed.

After this waiting period, you will just need to restart the application and the changes will be there.

NOTE: There is a small chance that you may need to restart the application more than once. This has been known to happen for some installations and has been notified to our developers. If it does occur, just continue to restart HEPCAT until the notification message (above) does not appear anymore.

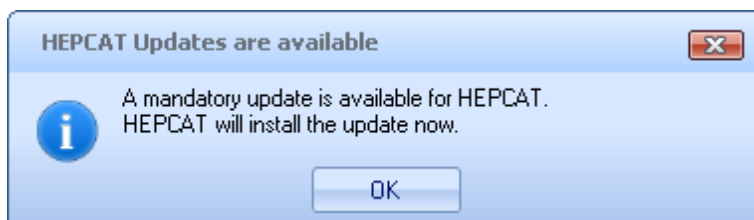
**HEPCAT application version 4.0.0.0002 (database version 4.0.0.0006):
21 April 2009**

What's new in the HEPCAT Patch update

- Enrolment file Validation 5671 has been changed to include E307 (Course code) as one of the validation criteria
- Increased database script timeout supports installation on lower powered PCs
- System timeouts have been increased for backup and restore functions
- Load file Validation 7490 has been corrected
- Export of Detailed Report to Excel has been corrected
- Validation 7157 now correctly listed on EN Validation Summary Report [This was previously shown under DE Validation Summary Report].

Installing Patch

You do not need to reinstall a whole new version of HEPCAT to receive install this update. When you open HEPCAT you will receive the following message:



HEPCAT will then apply the relevant updates and automatically close down. You will just need to restart the application and the changes will be there.

HEPCAT application version 4.0.0.0001 (database version 4.0.0.0005) Production release April 8, 2009

1. What's new in HEPCAT v4.0.0.0001

New functionality for Higher Education Providers (HEPs)

- New HEP submission types through HEPCAT

This release of HEPCAT will include two new HEP submission types for the Student Data Collection and the introduction of submissions from the Staff Data Collection, which will be submitted through HEPCAT for the first time from 2009.

The Student Data Collections will include the following two new submissions:

1. Past Course Completions (PS)
2. Unit of Study Completions (CU)

The Staff Data Collections will consist of the following submissions:

1. Estimated Casual Full Time Equivalent (EC)
2. Full Time Fractional Full Time (FT)
3. Actual Casual (CA)

- Addition of E572 to Student Enrolment (EN) file

Addition of Year left school (E572) to the Student Enrolment (EN) file structure to support the collection of statistical data as outlined in the 2009 Ministerial Notice.

- Enhancements to HEPCAT fillers

Fillers (for provider use) at the end of each file structure have been enhanced to allow for the capability to import and store them locally on the HEPCAT database, displaying values on the data grid, and the ability to include them when exporting from the HEPCAT database.

- **Changes to existing HEPCAT validations**

A number of validations have been revised to cater for the completion of transitional arrangements for pre-2005 Commonwealth supported students on 31 December 2008.

1. Retiring pre-2005 student status code (E490 = 110, 111, 112, 220, or 250)
2. Retiring Permanent resident eligibility for HELP assistance (E390) for 2009 reporting

To provide a new Budget initiative for students studying the disciplines of Maths and Science, amendments have been made to coding values and existing validations for the Maximum Student Contribution Indicator (E392).

- **New HEPCAT validations**

Validations for the following new element and submission types have been introduced in this version of HEPCAT:

1. Year left school (E572)
2. Past Course Completions (PS) submission from the Student Data Collection
3. Valid Unit of Study Completions (CU) submission from the Student Data Collection
4. Estimated Casual Full Time Equivalent (EC) submission from the Staff Data Collection
5. Full Time Fractional Full Time (FT) submission from the Staff Data Collection
6. Actual Casual (CA) submission from the Staff Data Collection

- **Enhancement to HEIMS Error Reports to include new HEP submission types**

New submission reports to cater for new HEP submission types will be available via Reporting Services on HEIMS Online. This will include reports for Past Course Completions, Unit of Study Completions, Estimated Casual Full Time Equivalent, Full Time Fractional Full Time, and Actual Casual submission types. An output alert email will be sent to the provider notifying them of any available submission reports.

- **Removal of 'Append' functionality from HELP Due file type**

The 'Append' functionality for the HELP Due file type has caused a lot of issues for providers. This functionality has been removed from HEPCAT release 4.

- **HEIMS Data View for Unit of Study**

HEIMS Data View for Unit of Study will allow users to View & Export their Unit of Study Submissions submitted to HEIMS.

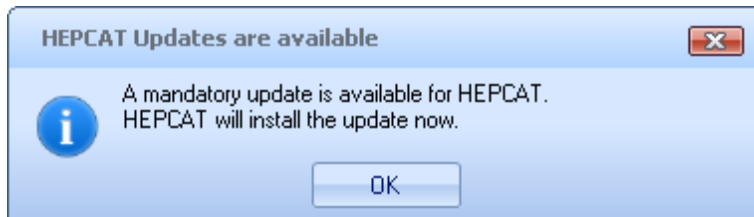
When the user accesses the HEIMS Data View from the HEIMS Online application, a HEIMS Unit of Study Report will be generated based on the users selection of criteria.

This report can be exported or printed for further analysis and verification with the Unit of Study records in the user's database.

- **HEPCAT patch updates**

New HEPCAT architecture will allow for minor system updates (relating to database changes) to be done via an application patch. Users will be prompted with the following

pop up upon initiating HEPCAT. This will avoid having to uninstall and install new versions of HEPCAT when only a minor update has been made outside of a major release.



New functionality for Vocational Education and Training (VET) providers

- HEPCAT to allow for VET application structure

HEPCAT has been enhanced to allow for VET providers to submit their student data to DEEWR. Some major system changes have taken place to allow for this capability as outlined below.

- VET Course Details data to be available in HEPCAT

The VET FEE-HELP Information Technology System (VITS) is a web application that enables VET providers to submit courses to DEEWR for approval. After a course is approved, a nightly batch process transfers the details via a VET Course Details transaction to HEIMS. When a provider subsequently logs into HEPCAT (as a VET provider) and new course data exists, HEPCAT will download the course details. This data will also be downloaded by HEPCAT upon validation of Course Submission.

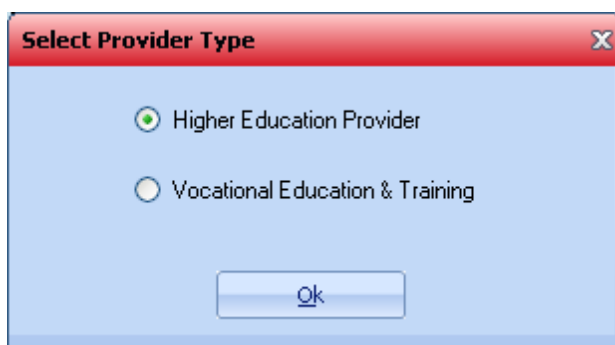


VET providers will be able to view their approved courses via HEPCAT – through the View / Approved VET Courses menu item. HEPCAT will prevent VET providers from submitting VET FEE-HELP data for students against courses that are not approved.

- HEP / VET dual security model

As HEPCAT will be used by Higher Education, Vocational Education and Training, and dual providers, a new security model has been implemented to cater for this. In particular, dual providers will need the ability to access HEPCAT either as a HEP or a VET.

On logon, the system identifies if a Provider user is VET, HEP, or both. If both, the system prompts the user to select a provider type – VET or HEP – for the current session.



The system then indicates the Provider type for the session with a different screen colour: blue for HEP (as existing colour scheme) and red for VET.

- **New VET submission types through HEPCAT**

The following three new VET submission types will be available in this version of HEPCAT.

1. VET Course of Study (VCO) submission
2. VET Student Submission (VLL, VEN, VDU)
3. VET Student Revision (VSR, VRL, VDU)

- **New HEPCAT validations to cater for new submission types**

The following validations for the VET Student Data Collection have been introduced in this version of HEPCAT:

1. VET Course of Study (VCO) submissions
2. VET Student Submission (VLL, VEN, VDU)
3. VET Student Revision (VSR, VRL, VDU)

- **Enhancement to HEIMS Error Reports to include new VET submission types**

Submission reports will be available via Reporting Services on HEIMS Online for VET Student Submissions, VET Student Revisions, and VET Course of Study submissions. An output alert email will be sent to the provider notifying them of any available submission reports.

2. Installing

If you have a previous version of HEPCAT on your machine you will need to uninstall this version before you install the latest version, refer to section 3 *Uninstalling*.

Once you have removed the previous version of HEPCAT you will need to delete your Temporary Internet files. **DO NOT delete your database.**

To delete your temporary internet files go to your internet browser and click on:

Tools > Internet Options > Delete ('Browsing history' on General tab) > Delete Files

If this is the first time you are installing HEPCAT you will need to first install the HEPCAT Prerequisites. Click on the following URL and follow the prompts:

<http://app.heims.deewr.gov.au/Deployment.HEPCAT/Prerequisites/>

You can now install the new version of HEPCAT by opening the following URL, **Click 'Run'** and follow the prompts to install HEPCAT:

<http://app.heims.deewr.gov.au/Deployment.HEPCAT/Application>

Please note: When you reinstall HEPCAT files which had a status of "validated" will need to be revalidated.

For more information about installing HEPCAT refer to the user manual.

[http://www.heimshelp.deewr.gov.au/1b User Guides/User Guides and System Requirements.htm](http://www.heimshelp.deewr.gov.au/1b%20User%20Guides/User%20Guides%20and%20System%20Requirements.htm)

3. Uninstalling

If you have a previous production version of HEPCAT installed on your computer go to

Start > Control Panel > Add or Remove Programs >

Highlight HEPCAT [previous version] DO NOT remove HEPCAT pre-requisites.

Click Remove

4. Known Issues

Some known issues have arisen in the past on deployment of a new version of HEPCAT. In particular, the following should be noted.

- **Deleting your database**

Do not in any circumstance delete your HEPCAT database. Make sure that you backup your data (by Backup Database) before installing a new version of HEPCAT.

- **Status updates for 'Validated' submissions**

Once you have migrated to the new version of HEPCAT you will find that all submissions (except HELP Due) in a 'Validated' status will be switched to 'In Progress'. This is to ensure that your data is validated against the most up to date validations before reaching HEIMS.

5. Contact Us

The following website provides further help for HEPCAT and the Higher Education Information Management System (HEIMS): www.HEIMSHelp.deewr.gov.au

Or you can contact the helpdesk directly:

- Email: HEIMS.datacollections@deewr.gov.au
- Telephone: (02) 6240 7487
- Fax: (02) 6123 7899